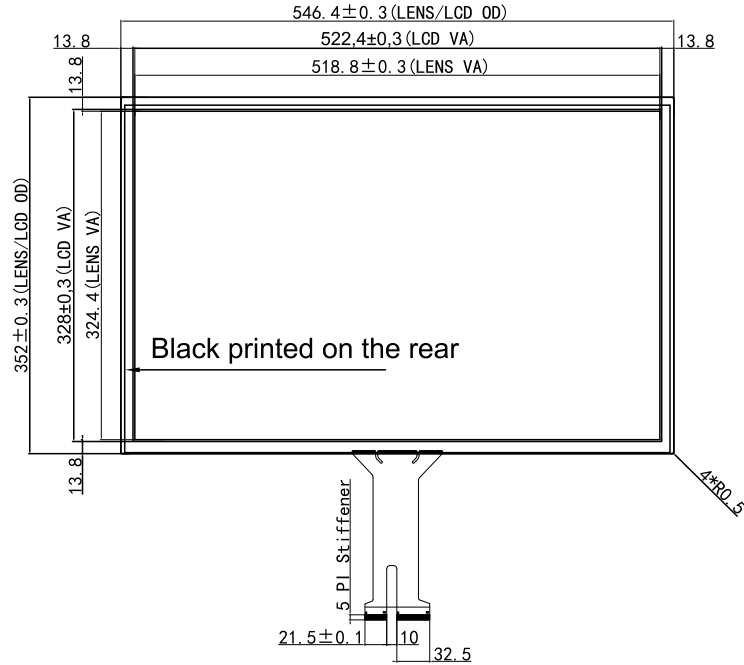
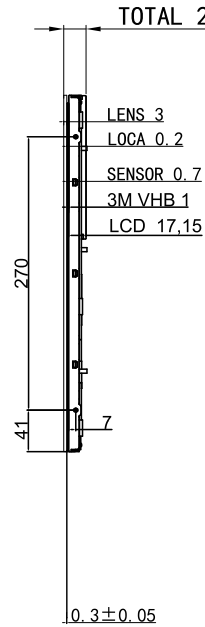


Ver.	Modify No.	Details	Area	P.I.C	Date

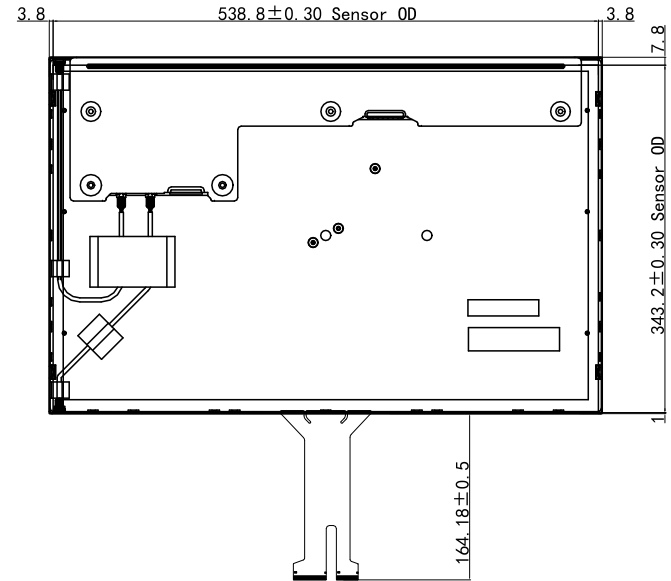
Front View



Side View



Back View



J1 (USB)

PIN	Definition
1	VDD/5V
2	D-
3	D+
4	GND

Technical Datasheet:

- Structure: TP+LCM Frame Bonding
- Cover Glass: 3mm Tempered glass
- LCD: G240UAN01.0
- TP Controller: MST-TMS-CTR-ETI-240B
- TP Controller IC: EETI80H88(x34*Rx54)
- Surface Hardness: ≥6H
- Light Transmittance: ≥85%
- Unmarked Tolerance: ±0.5mm
- All materials used conform to RoHS standards

Touch Panel Structure

TOP		
-----Cover	3.0mm	} 1.1mm
-----UV	0.2mm	
-----ITO		
-----Sensor galss		
-----ITO		
BOTTOM		

Designed by:	Curry.Wang
Checked by:	Betty.Fu
Approved by:	Cale.Chen
Workmanship:	Tina.Xin
Standardization:	Link.Chen
Released by:	Jeff.Fan

Part No.	MST-TMS-24-G2		
Master Touch Product Name: 24 inch Touch Display (TP+LCM Frame Bonding)	Drawing No.	MS24023210824	
	Project Code.	MS24023	
Business Unit: SNT-BTP	Period Mark	View Angle	Ratio
	A		1:1
BOM Code	2.22.240.23.0000	Page 1	Total 1 Page
Product Series	BTP-TPA	恩诺泰科电子(苏州)有限公司 SINOTRONICS INC.	