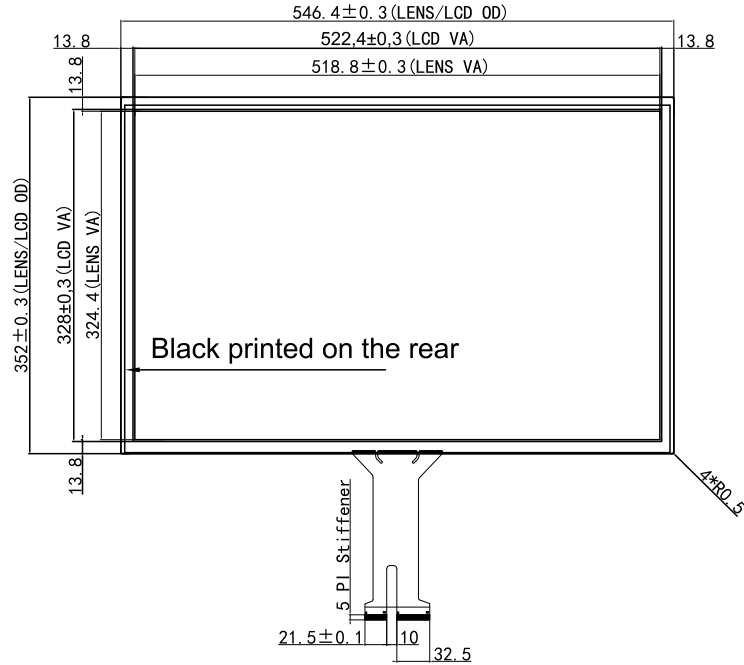
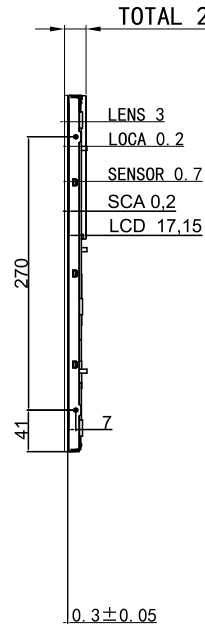


Ver.	Modify No.	Details	Area	P.I.C	Date

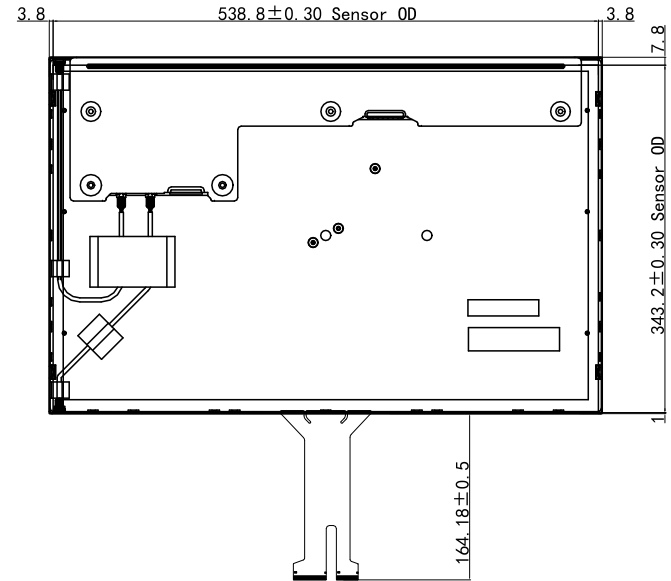
### Front View



### Side View



### Back View



J1 (USB)

PIN	Definition
1	VDD/5V
2	D-
3	D+
4	GND

#### Technical Datasheet:

1. Structure: TP+LCM Optical Bonding
2. Cover Glass: 3mm Tempered glass
3. LCD: G240UAN01.0
4. TP Controller: MST-TPM-CTR-ETI-240B
5. TP Controller IC: EETI80H8 (T x 34 \* R x 54)
6. Surface Hardness: ≥ 6H
7. Light Transmittance: ≥ 85%
8. Unmarked Tolerance: ± 0.5mm
9. All materials used conform to RoHS standards

#### Touch Panel Structure

TOP		
-----Cover	3.0mm	} 1.1mm
-----UV	0.2mm	
-----ITO		
-----Sensor galss		
-----ITO		
BOTTOM		

Designed by:	Curry.Wang
Checked by:	Betty.Fu
Approved by:	Cale.Chen
Workmanship:	Tina.Xin
Standardization:	Link.Chen
Released by:	Jeff.Fan

Part No.		MST-TPM-24-G2		
<b>Master Touch</b> Product Name: 24 inch Touch Display (TP+LCM Optical Bonding)		Drawing No.	PM24023210824	
		Project Code.	PM24023	
Business Unit: SNT-BTP		Period Mark	View Angle	Ratio
		A		1:1
BOM Code	2.23.240.23.0000	Page 1	Total 1 Page	
Product Series	BTP-TPA	 恩诺泰科电子(苏州)有限公司 SINOTRONICS INC.		